

DIRECTOR'S ANNUAL REPORT

JULY 14, 2017

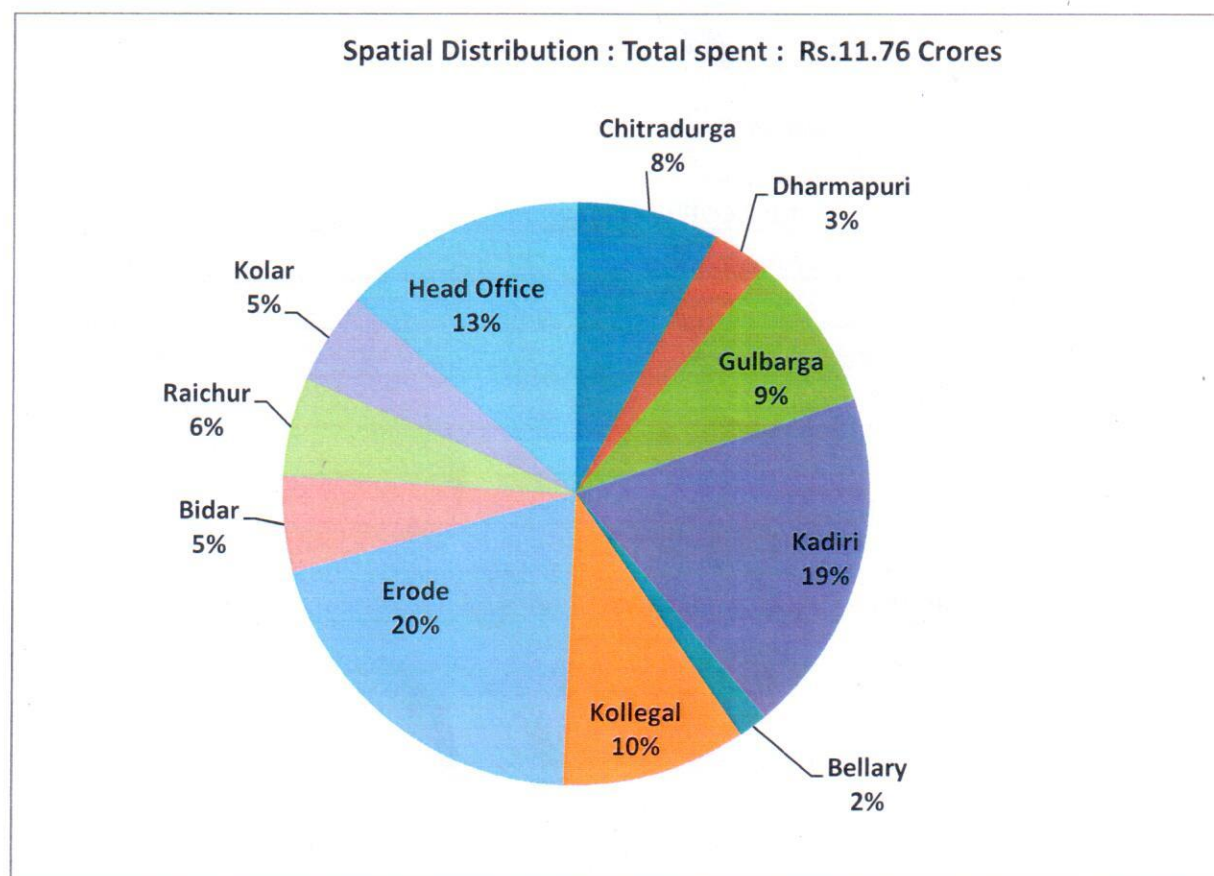
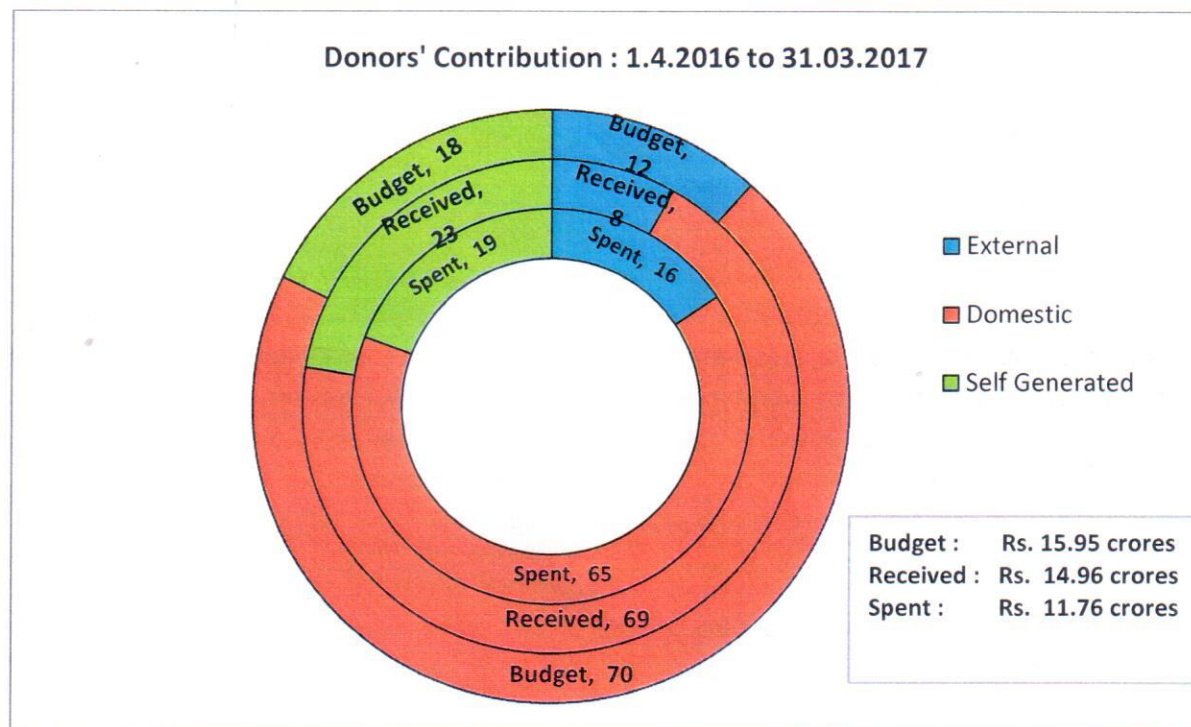
The year 2016 – 17 continued the trend of the last few years with the proportion of support from external donors stagnating around 12 % as against 63% five years back. A welcome trend noticed recently is the willingness of new donors to provide a grant under a MoU thereby reducing our vulnerability of cash flow. The problem however persists with Government departments where the reimbursement model continues to dominate. Given the features of our interventions in the domains of healthcare, education and natural resource management, it may not be possible to entirely dis-engage from partnering with government agencies.

The Table 1 below indicates the amount of upfront expenditure Myrada had to incur during implementation of the project pending reimbursement from the concerned donors. While this money is sure to be reimbursed, the actual timing of receipt cannot be forecast with any guarantee.

Table 1: TOTAL OUTSTANDING ADVANCES

S.No.	Name of the Programme	Amount (Rs.) 31.03.2017
1	NABARD Watershed Programme	7,64,634.00
2	NABARD TDF Programme	18,27,619.00
3	IWMP	10,17,268.00
4	Sericulture	7,76,968.00
5	Horticulture	9,33,172.00
6	MKSP	15,79,785.00
7	NRHM	2,30,286.00
8	HCL	60,394.00
	TOTAL	71,90,126.00

Annexure 1 : The financial performance of MYRADA is presented below :



Sector Distribution : Total spent- Rs. 11.76 Crores - 1.4.2016 to 31.03.2017

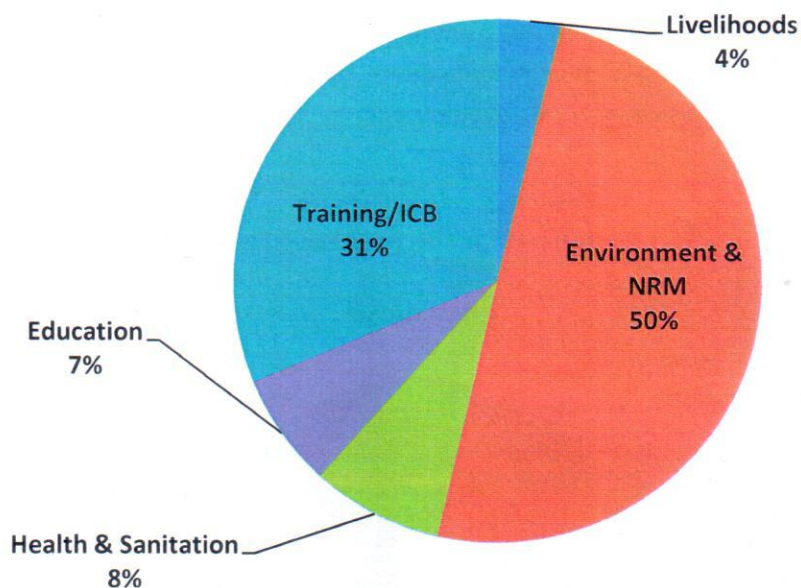


Table 2 provides the status of project corpus funds both at the project level and at the Head Office level.

TABLE 2 : Status of Project Corpus Funds As on 31.03.2017

Project	Opening Balance as on 31.03.2016	Total Income during the year	Total Approved Budget	Total Expenditure	Surplus/Deficit (+) (-) during the year	Closing Balance as on 31.03.2017
Chitradurga	2,08,76,686.50	24,16,624.00	34,67,345.00	27,66,020.20	-3,49,396.20	2,03,27,407.30
Dharmapuri	1,00,76,378.00	13,31,808.00	15,21,881.00	16,01,370.00	-2,69,562.00	98,06,816.00
Gulbarga/Yadgir	1,83,28,215.00	16,38,164.00	15,06,143.00	5,88,990.00	10,49,174.00	1,93,54,034.00
Mysore	1,82,03,236.00	12,81,228.00	15,00,000.00	12,00,000.00	81,168.00	1,82,84,404.00
Kadiri	1,55,60,629.50	13,62,056.00	17,67,570.00	17,81,818.37	-4,19,762.37	1,51,40,867.13
Kollegal	1,72,38,694.00	17,83,211.00	20,33,328.00	17,90,285.00	-7,074.00	1,72,17,408.00
Kolar	1,95,20,513.61	22,09,872.00	31,22,560.00	15,19,266.60	6,90,605.40	2,02,11,119.01
Bellary	1,25,09,747.39	11,26,459.00	11,62,571.00	6,43,231.10	4,83,227.90	1,29,92,975.29
Erode	1,03,68,708.00	8,03,864.00	15,96,446.00	7,60,688.00	43,176.00	1,04,11,884.00
W.Ghats	2,40,178.00	27,892.00	2,21,048.00	2,03,485.00	*-1,75,593.00	Nil
Bidar	9,803.00	4,351.00	8,05,567.00	2,64,365.00	** -2,60,014.00	14,154.00
Raichur	Nil	***23,355.00		162.00	-162.00	23,193.00
TOTAL	14,29,32,789.00	1,39,85,529.00	1,87,04,459.00	1,31,19,741.27	8,65,787.73	14,37,84,261.73
Status of HO Corpus Fund as on 31.03.2017						
HO Corpus	26,30,09,373.60	1,84,74,058.00	85,00,000.00	83,56,346.87	1,01,17,711.13	27,29,27,304.73
Grand Total	40,59,42,162.60	3,24,59,587.00	2,72,04,459.00	2,14,76,088.14	1,09,83,498.86	41,67,11,566.46

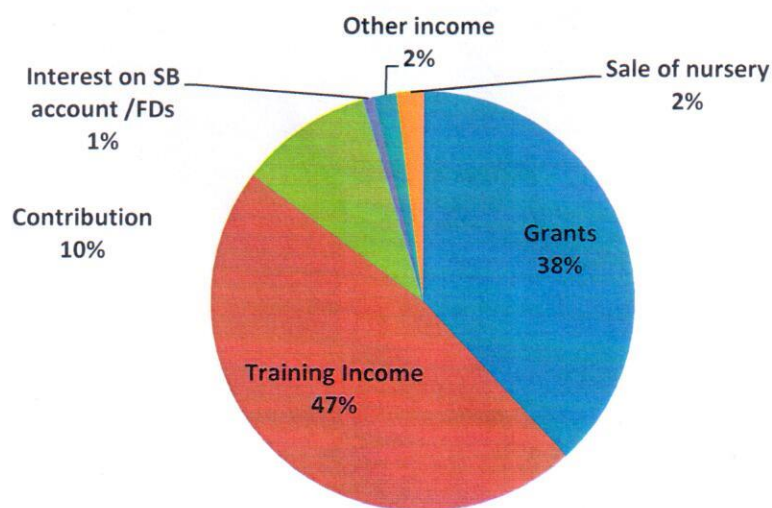
* Western Ghats PCF account was closed after transferring the balance amount to HO Corpus fund Account.

** Rs.2,64,365/- was given from HO Corpus fund account towards operating cost of Bidar Project.

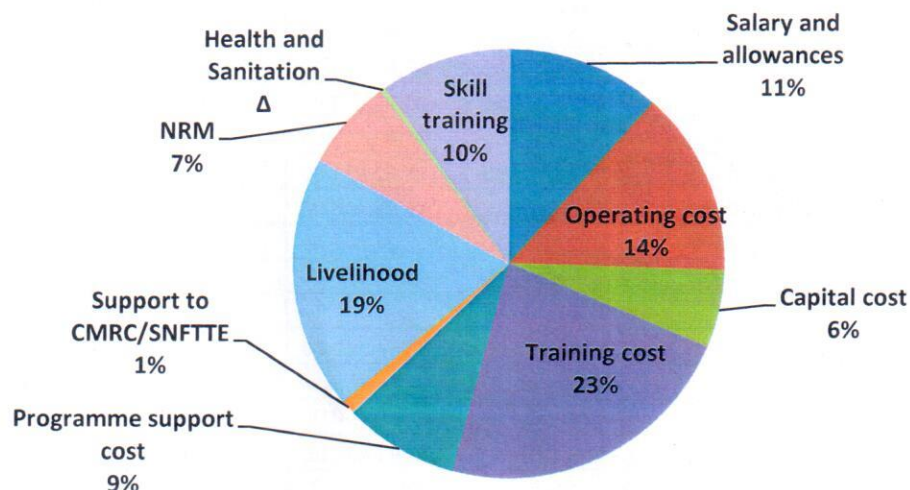
***Closed Yadgir PCF account and the balance of Rs.23,355/- was transferred to Raichur project PCF Account.

The financial performance of MPis – 9 CIDORS and 75 CMRCs for the year 2016-17 is given below. The information in respect of CIDORS/ CMRCs is not based on audited accounts but only on trial balance as of 31.3.2017 reported by the Programme Officers. Over 36 % of total expenditure incurred during 2016-17 was on programmes which were undertaken directly by CIDORS with individual donors. The CIDORS continued the trend of investing on infrastructure to enable them to undertake more and more of programmes independently of head office and play a significant role in their respective districts in the field of rural development.

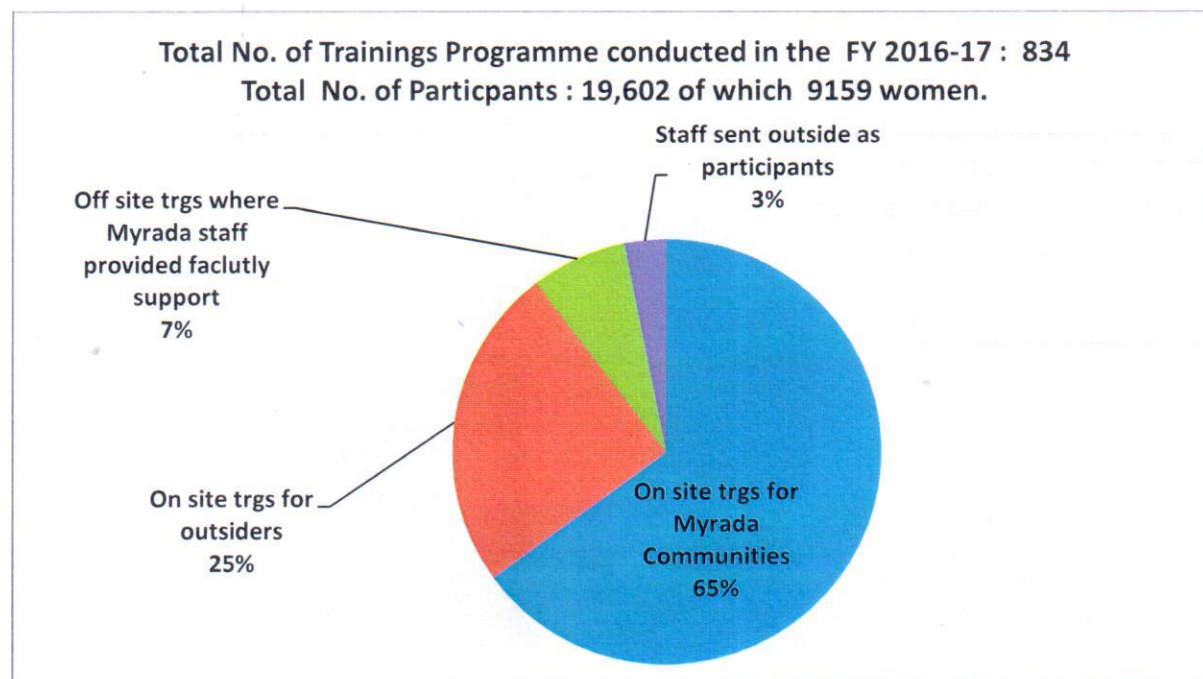
Total No. of CIDORs : 9
Total Amount Mobilised for the FY 2016-17 : Rs.330 lakhs



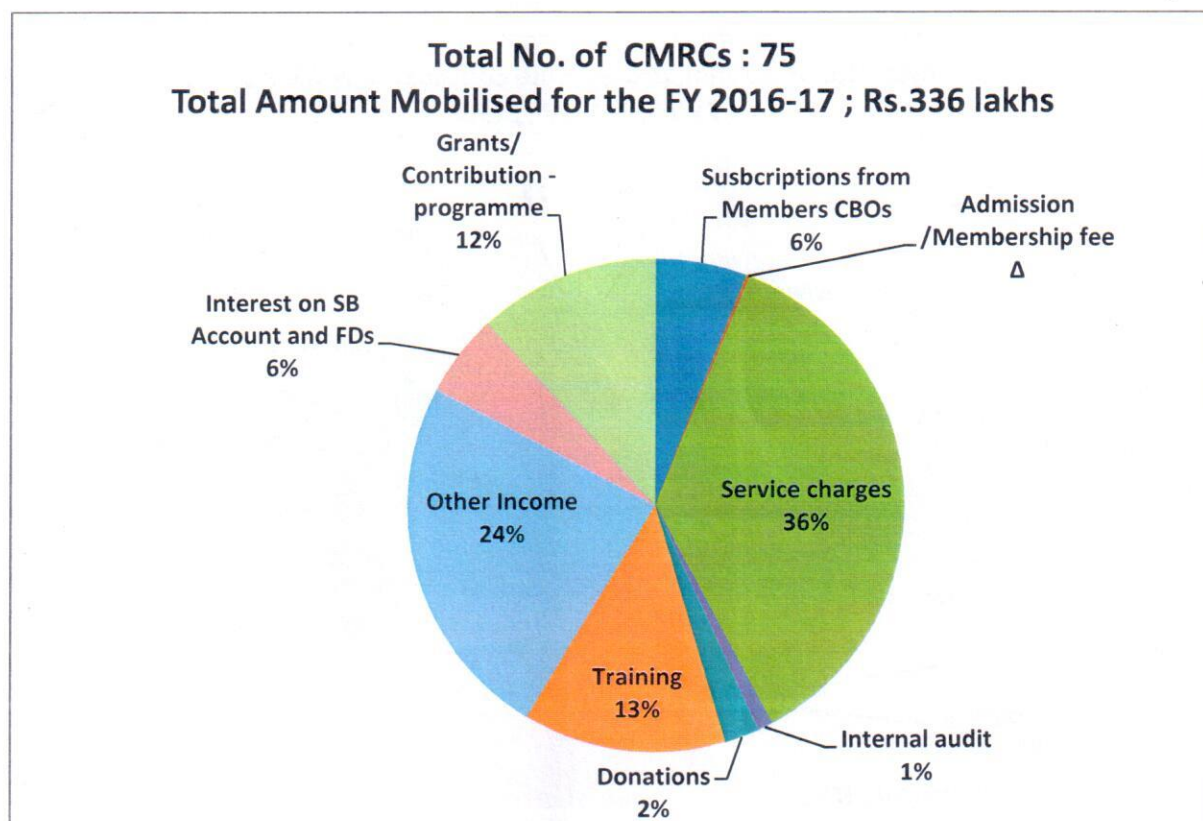
Total No. of CIDORs : 9
Total Spent for the FY 2016-17 : Rs.314 lakhs

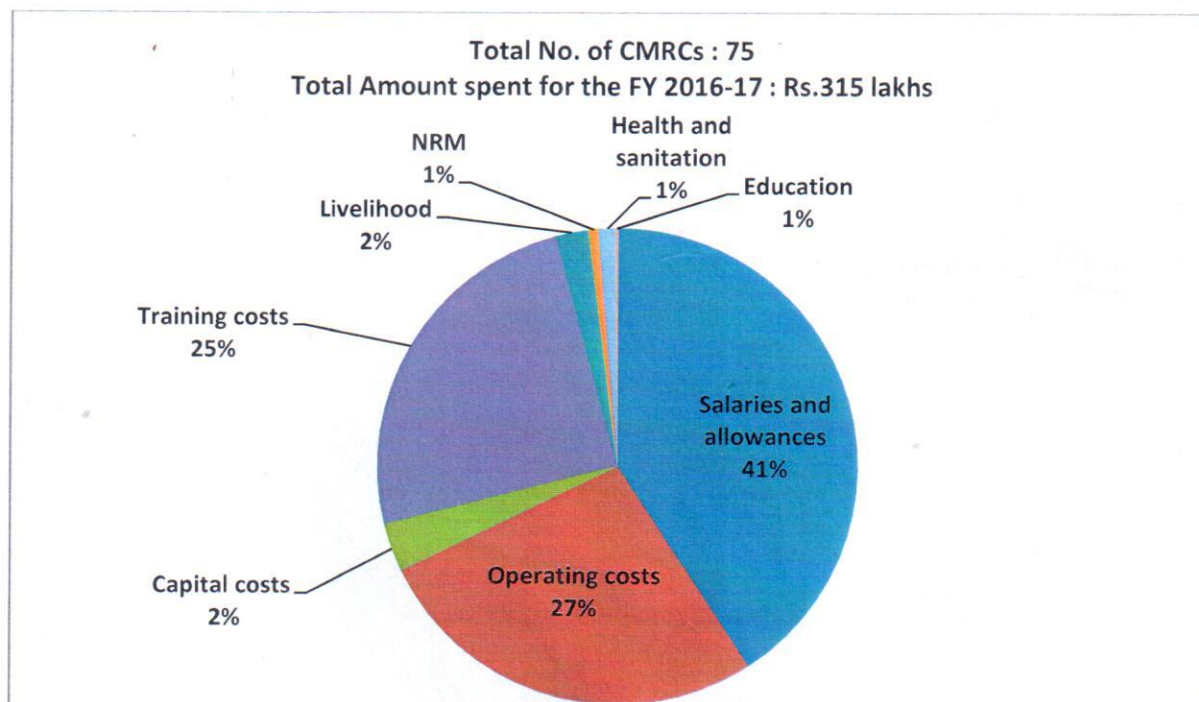


The Training Programmes conducted by CIDORs during FY 2016 -17 :



The performance of CMRCs during the year 2016-17 was an encouraging signal as regards their long term sustainability taken together the CMRCs earned an income of Rs.336 lakhs during the year while spending Rs.315 lakhs thus garnering a small surplus of Rs.21 lakhs.





Skills training conducted through CMRCs during 2015-17 :

The CMRCs continued the example set by EU's vocational skills programme. Cumulatively the CMRCs trained 14,506 candidates during 2015-17 in a diverse set of skills ranging from carpentry to computers to tailoring.

